


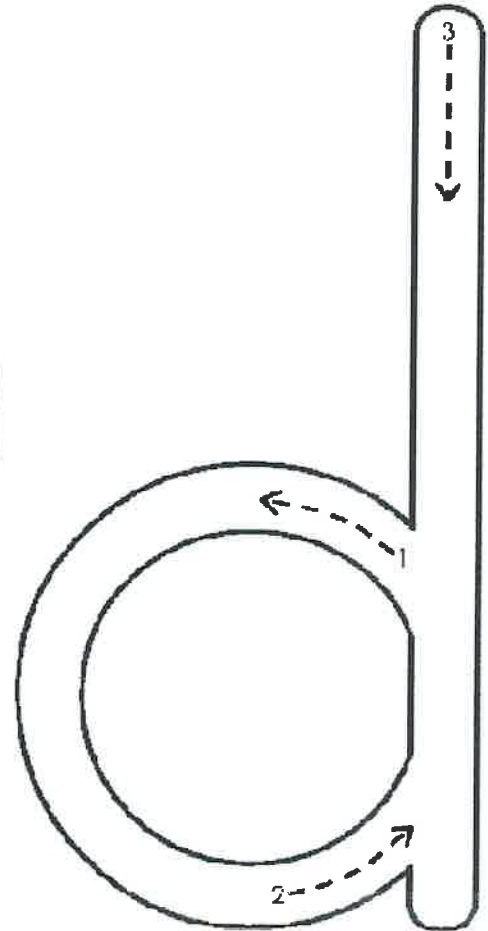
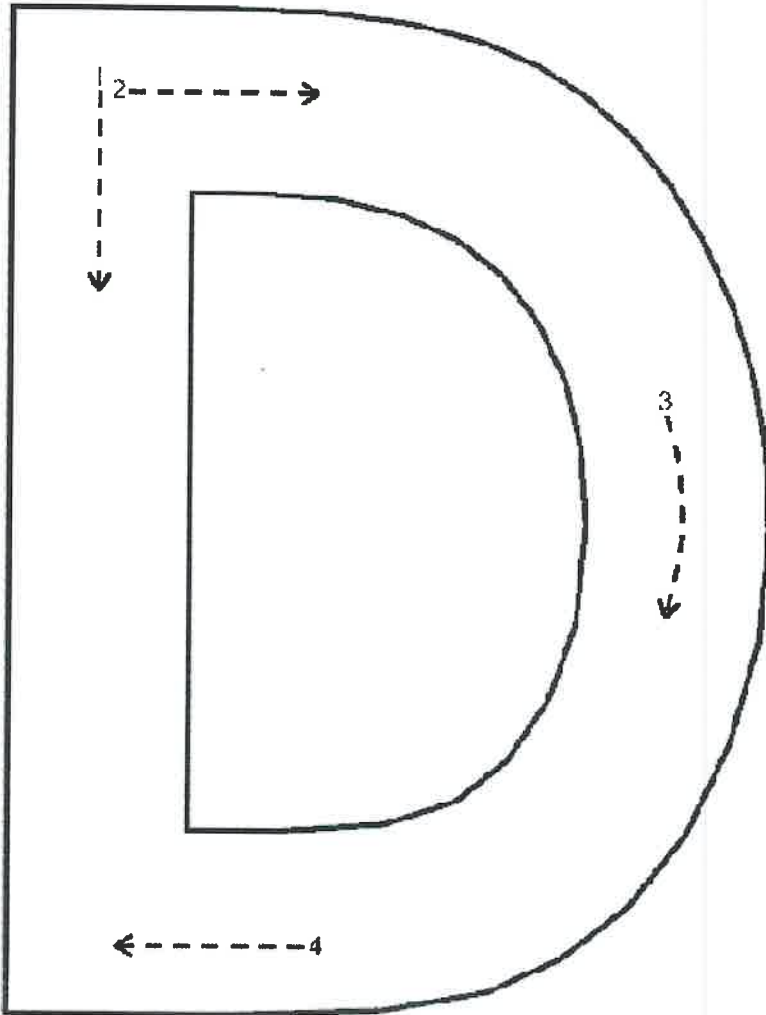
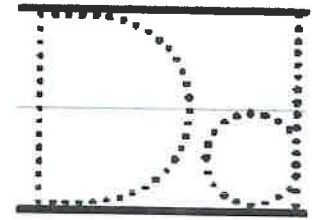
PAQUETE DE ALFABETIZACIÓN FAMILIAR

FEBRERO 2011

CONDADO DE ROCKINGHAM
HEAD START

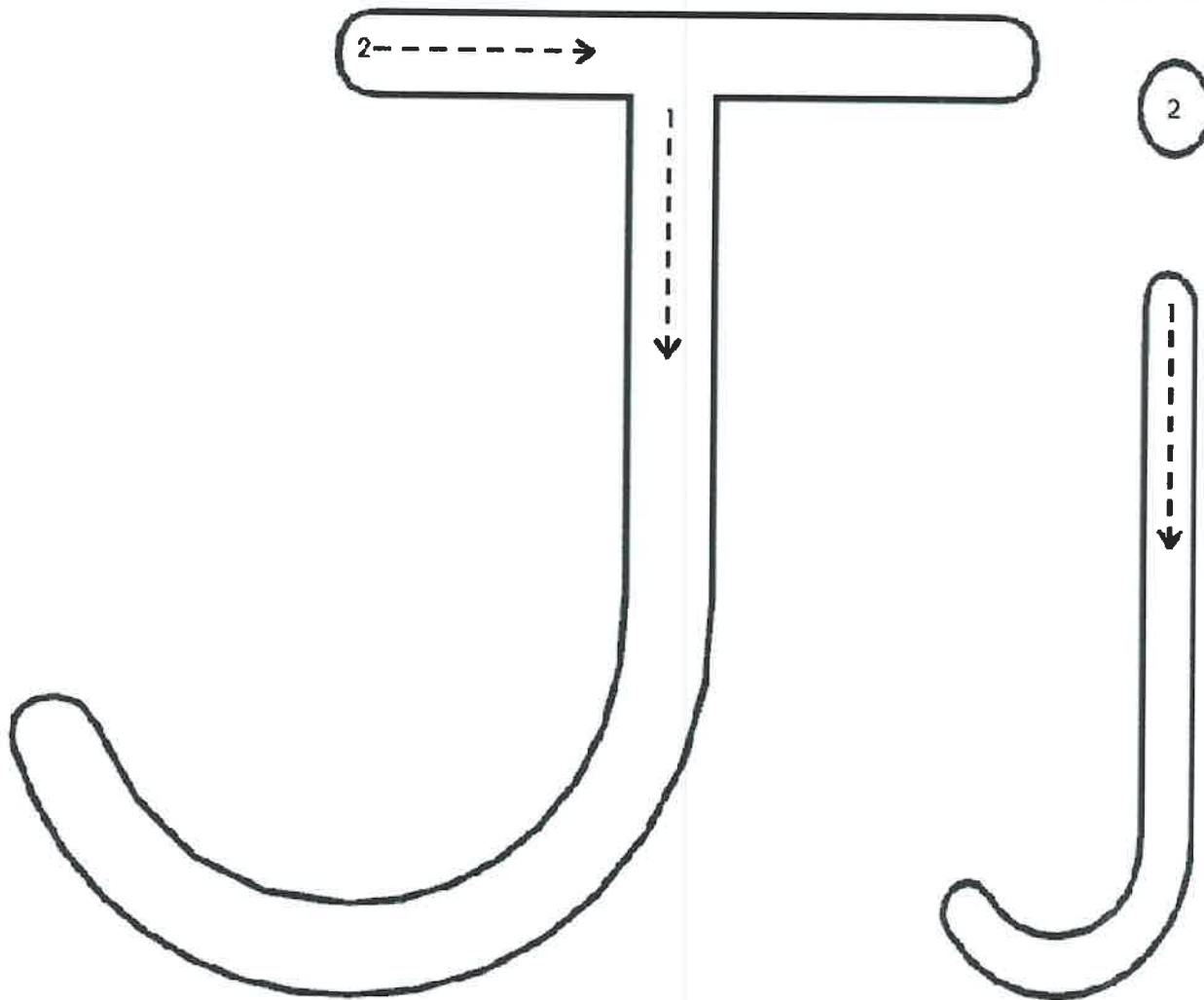
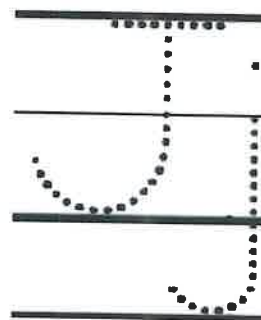


Dd



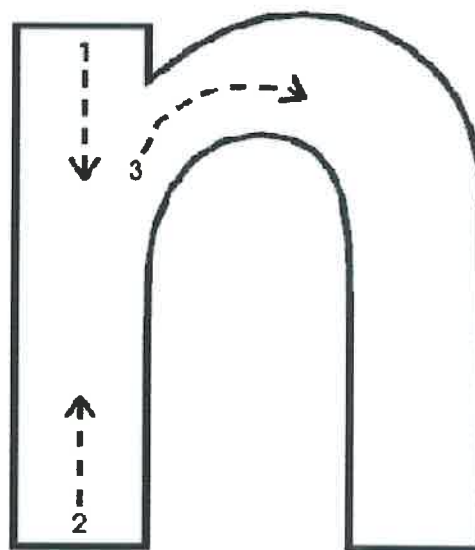
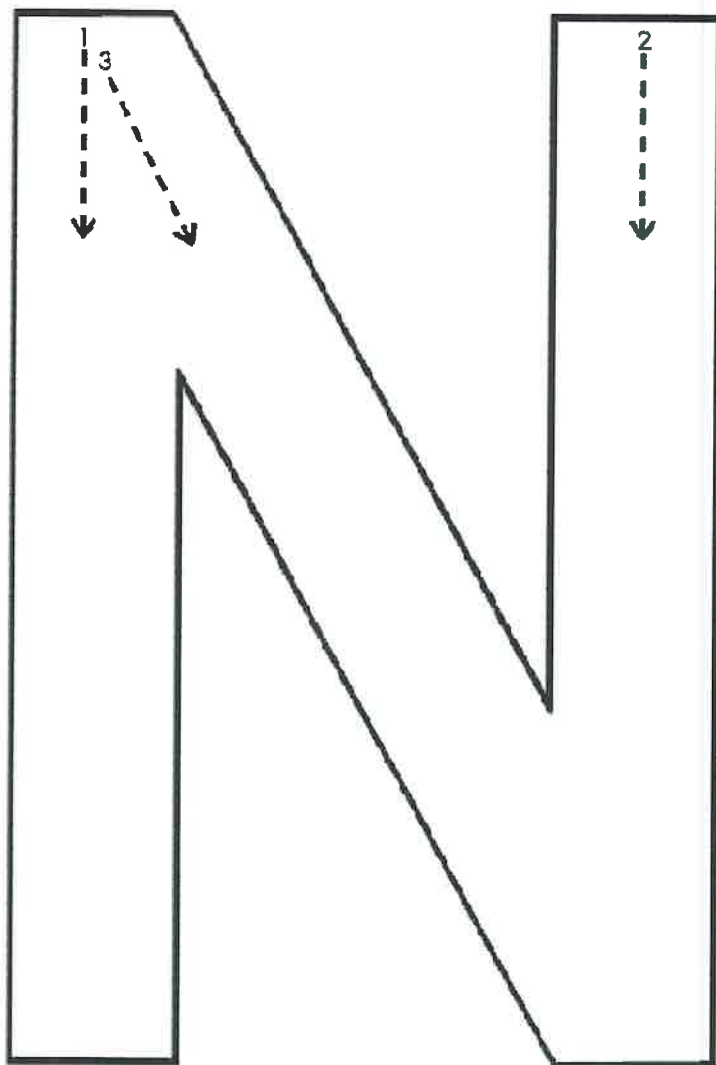
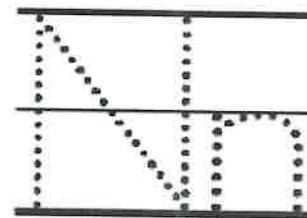
http://www.first-school.ws/2DC

J j



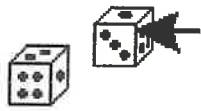
© First-School.ws 2001

Nn



 nest	 nine	 numbers	 nurse	 Native American
---	---	--	---	--

© 11 ip://www. First-School.ws 2301



los dados
dice



debajo de
under



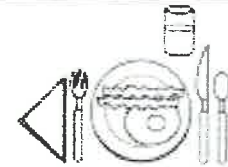
el dedo
finger



el delfín
dolphin



derecha
(to the) right



el desayuno
breakfast



el diamante
diamond



el diente
tooth

10

diez
ten



el dinero
money



el dinosaurio
dinosaur

$$6 \div 2 = 3$$

dividir
to divide



el dólar
dollar

2

dos
two



el dragón
dragon

SOAP

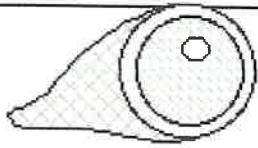
el jabón
soap



el jaguar
jaguar



la jalea
jelly



el jamón
ham



el jardín
garden



la jarra
jug, pitcher



el jarro
jar



el jarrón
vase



la jaula
cage



la jirafa
giraffe



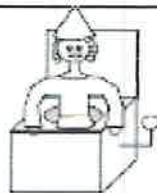
el joey
joey




las joyas
jewelry



el jugo
juice



el juguete
toy



la jungla
jungle



la naranja
orange




la nariz
nose



el narval
narwal



la nevera
refrigerator



el nido
nest




la niña
girl



el niño
boy



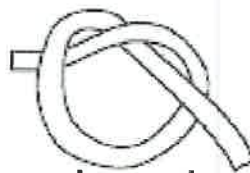
la noche
night



nosotros
we



las notas
notes



el nudo
knot


9

nueve
nine



la nuez
nut


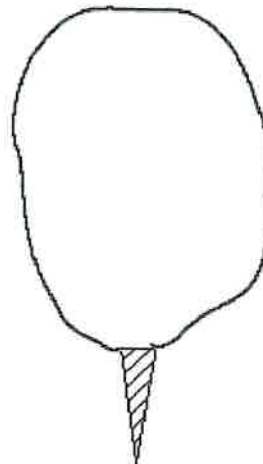

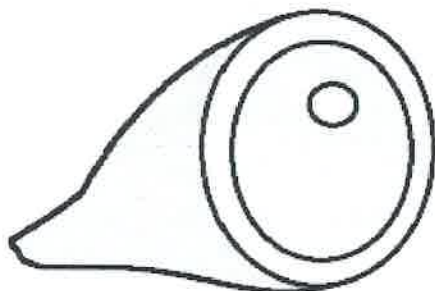
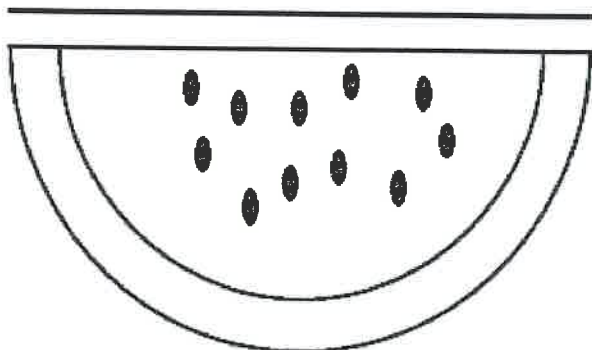
1, 2, 3, 4, 5, 6,
7, 8, 9, 10
los números
numbers



la nutria
otter

Pink


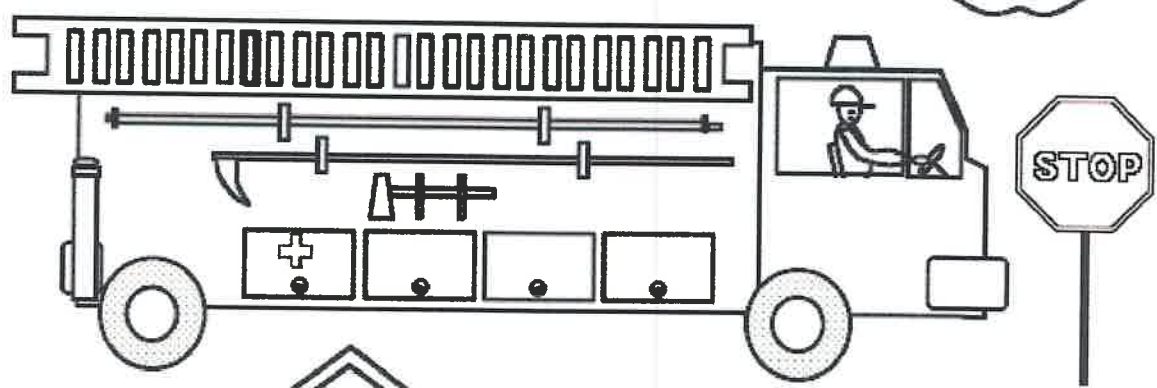

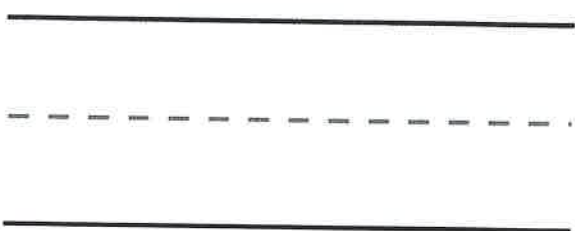
Name _____



©EnchantedLearning.com

Red

Name _____



©EnchantedLearning.com

Match the upper-case and lower-case letters.

Name _____



A



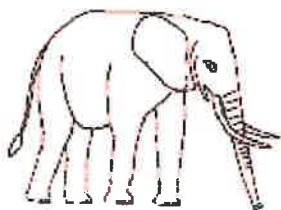
B



C



D



E

b



a



d



e



c



©enchantedlearning.com

Find The Hearts Game

****Note**** This game can be done with other patterns besides hearts.

Instructions: You will need to have a bag or a container for each child to place their hearts in when they find them. We used white paper bags and decorated them.

Print the heart patterns on cardstock paper (make as many hearts as you wish). Cut out and laminate the hearts. You can write letters ... numbers ... sight words ... math equations ... shapes etc on the back of each heart.

Hide the hearts around the room have the children find the hearts and place them in their bags. Before the children find the hearts I tell them to be quiet as mice and move very sneaky (this prevents a rush of children running and screaming to find the hearts). I also tell them how many hearts to find. You can help younger children find the hearts.

After everyone has found their hearts have them sit down in a circle. Call on individual children to reach take the hearts out of their bag and tell what is on the back of each heart. Continue until each child has had a turn.

