

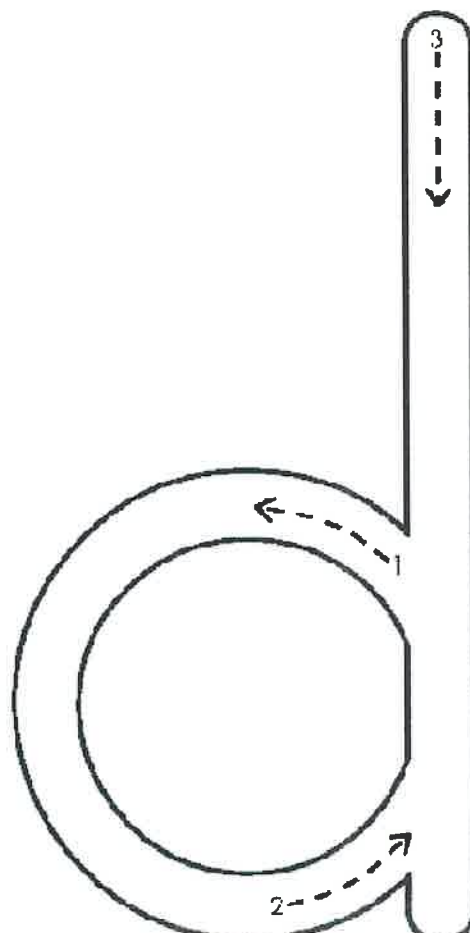
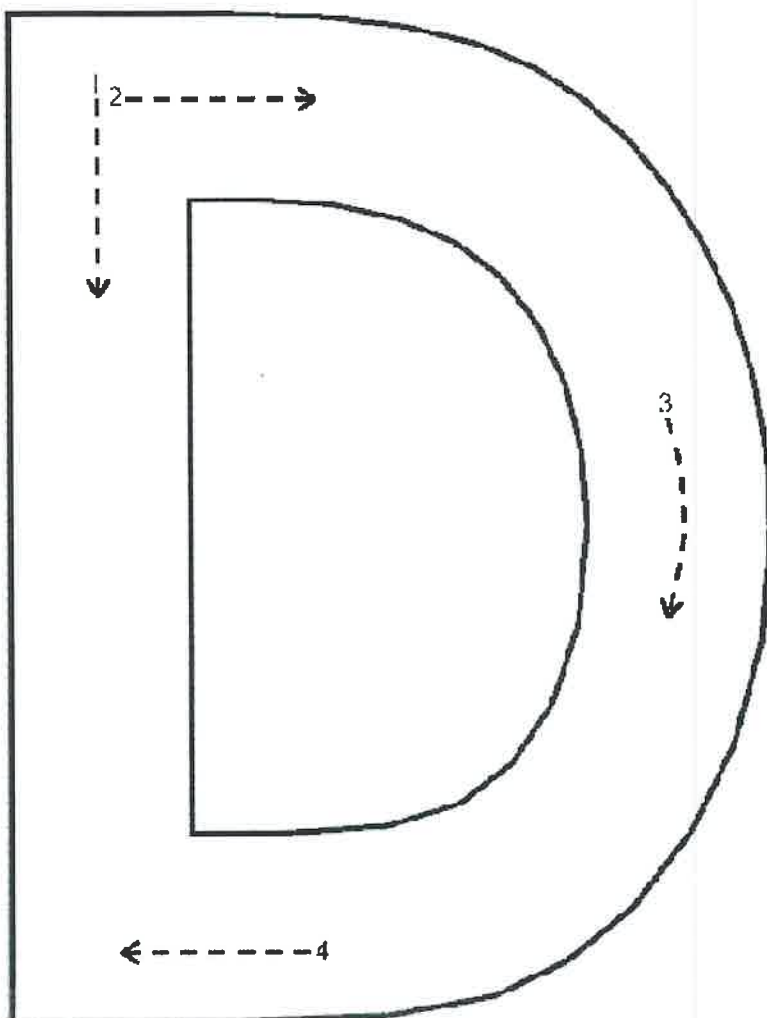
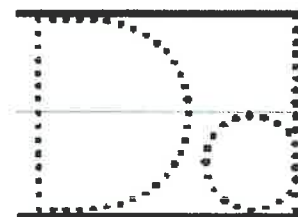
# FAMILY LITERACY PACKET

FEBRUARY 2011

ROCKINGHAM COUNTY  
HEAD START

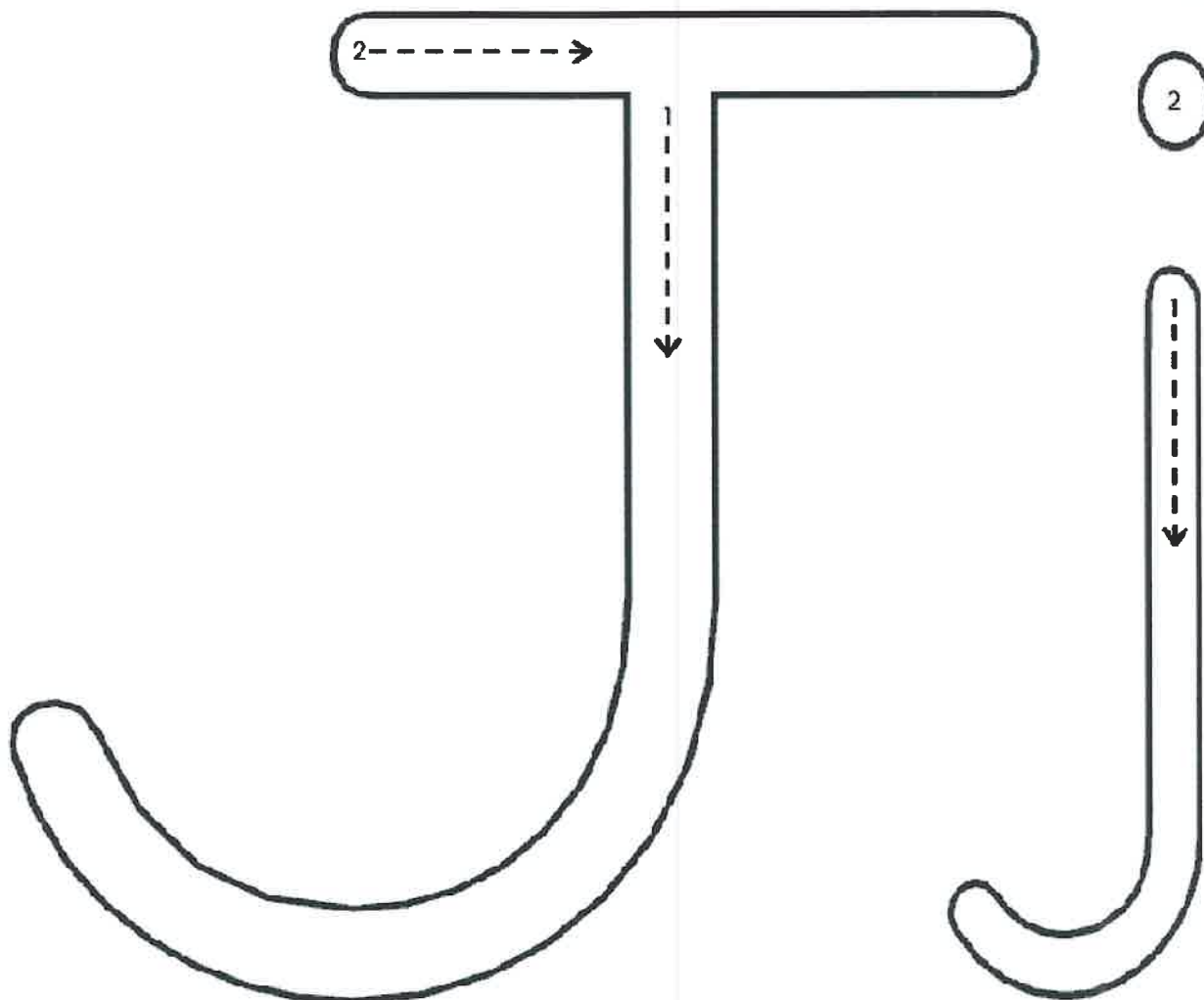
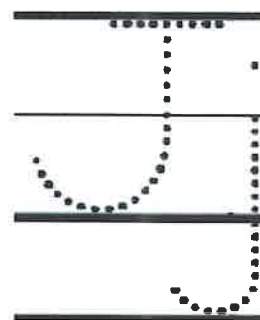







Dd



9th 1st/2nd/3rd/4th/5th/6th/7th/8th/9th/10th/11th/12th/13th/14th/15th/16th/17th/18th/19th/20th/21st/22nd/23rd/24th/25th/26th/27th/28th/29th/30th/31st/32nd/33rd/34th/35th/36th/37th/38th/39th/40th/41st/42nd/43rd/44th/45th/46th/47th/48th/49th/50th/51st/52nd/53rd/54th/55th/56th/57th/58th/59th/60th/61st/62nd/63rd/64th/65th/66th/67th/68th/69th/70th/71st/72nd/73rd/74th/75th/76th/77th/78th/79th/80th/81st/82nd/83rd/84th/85th/86th/87th/88th/89th/90th/91st/92nd/93rd/94th/95th/96th/97th/98th/99th/100th

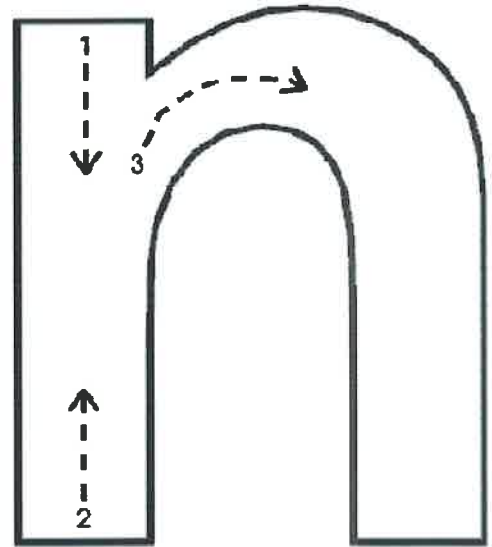
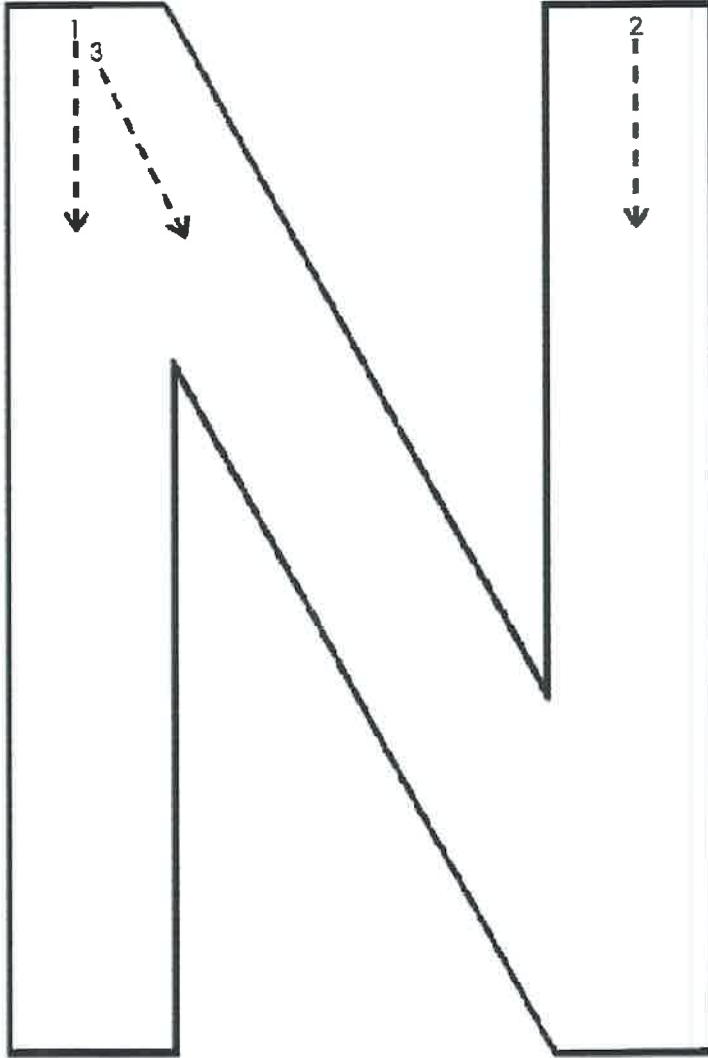

Jj



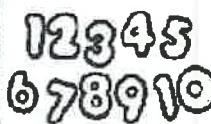




 jellyfish	 jet	 Jack and Jill	 jester	 jack-o'-lantern
--	--	--	--	--

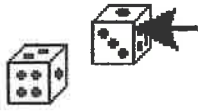
© first-school.ws 2001

# Nn



 nest	 nine	 numbers	 nurse	 Native American
---	---	--	---	--

© http://www.first-school.ws/200



los dados  
dice



debajo de  
under



el dedo  
finger



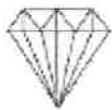
el delfín  
dolphin



derecha  
(to the) right



el desayuno  
breakfast



el diamante  
diamond



el diente  
tooth

**10**

diez  
ten



el dinero  
money



el dinosaurio  
dinosaur

$$6 \div 2 = 3$$


dividir  
to divide



el dólar  
dollar

**2**

dos  
two



el dragón  
dragon

SOAP

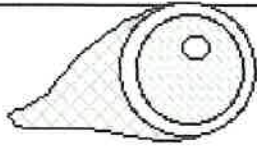
el jabón  
soap



el jaguar  
jaguar



la jalea  
jelly



el jamón  
ham



el jardín  
garden



la jarra  
jug, pitcher



el jarro  
jar



el jarrón  
vase



la jaula  
cage

la jirafa  
giraffe



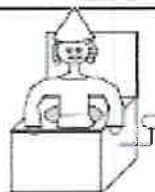
el joey  
joey



las joyas  
jewelry



el jugo  
juice



el juguete  
toy



la jungla  
jungle



la naranja  
orange




la nariz  
nose



el narval  
narwal



la nevera  
refrigerator



el nido  
nest




la niña  
girl



el niño  
boy



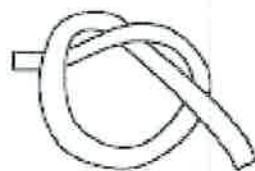
la noche  
night



nosotros  
we



las notas  
notes



el nudo  
knot


9

nueve  
nine



la nuez  
nut


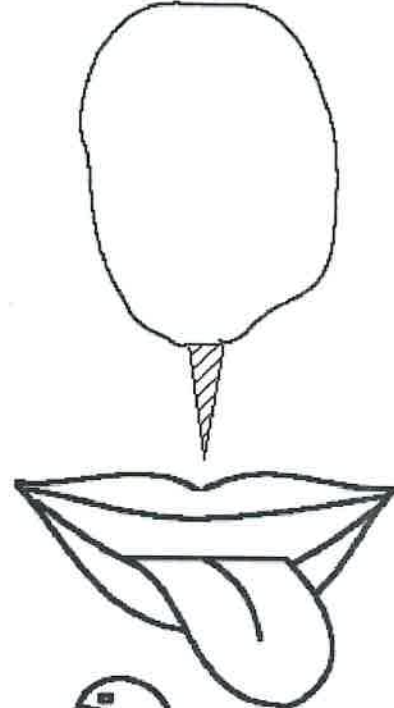

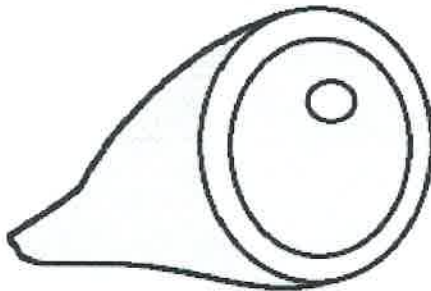
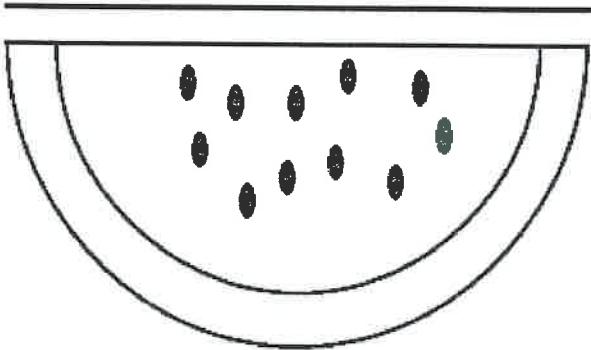
1, 2, 3, 4, 5, 6,  
7, 8, 9, 10  
los números  
numbers



la nutria  
otter

# Pink

Name \_\_\_\_\_



©EnchantedLearning.com



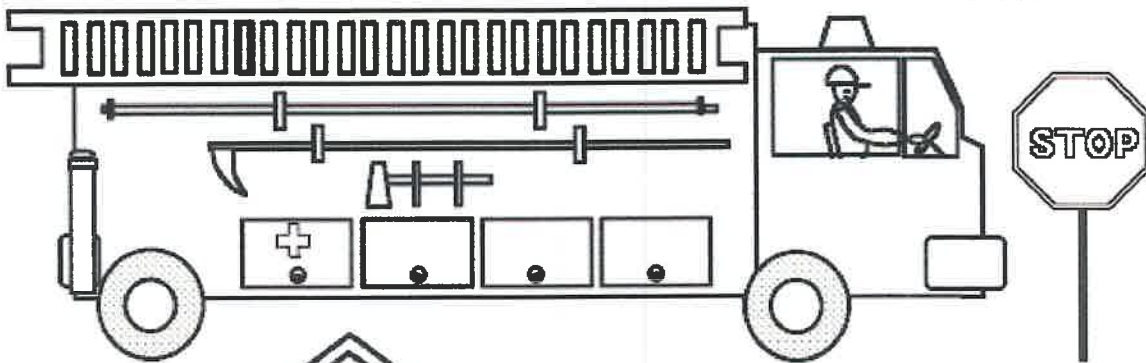

# Red

Name \_\_\_\_\_

\_\_\_\_\_

-----


\_\_\_\_\_



©EnchantedLearning.com

Match the upper-case and lower-case letters.

Name \_\_\_\_\_



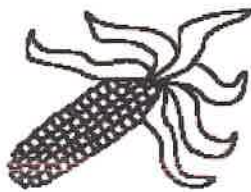
A

b



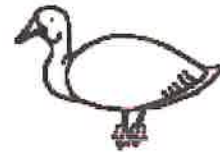
B

a



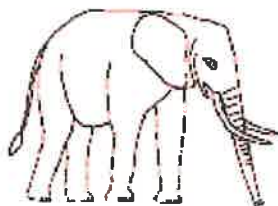
C

d



D

e



E

c



EnchantedLearning.com

# Find The Hearts Game

**\*\*Note\*\*** This game can be done with other patterns besides hearts.

Instructions: You will need to have a bag or a container for each child to place their hearts in when they find them. We used white paper bags and decorated them.

Print the heart patterns on cardstock paper (make as many hearts as you wish). Cut out and laminate the hearts. You can write letters ... numbers ... sight words ... math equations ... shapes etc on the back of each heart.

Hide the hearts around the room have the children find the hearts and place them in their bags. Before the children find the hearts I tell them to be quiet as mice and move very sneaky (this prevents a rush of children running and screaming to find the hearts). I also tell them how many hearts to find. You can help younger children find the hearts.

After everyone has found their hearts have them sit down in a circle. Call on individual children to reach take the hearts out of their bag and tell what is on the back of each heart. Continue until each child has had a turn.

